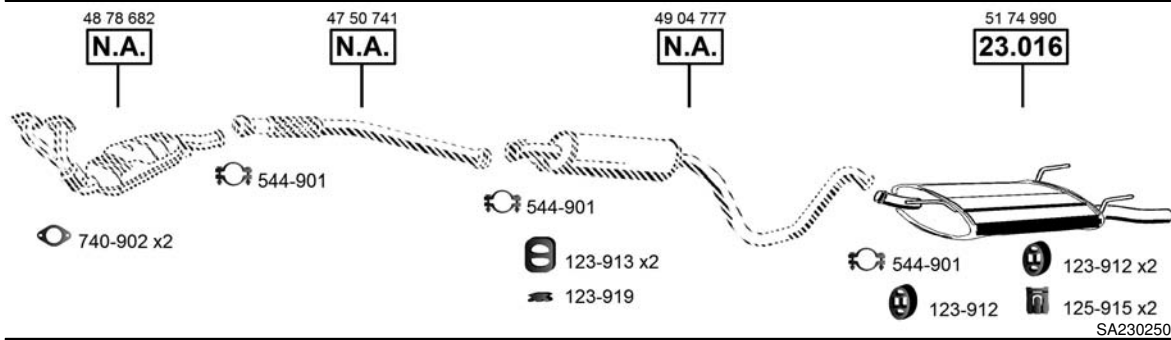


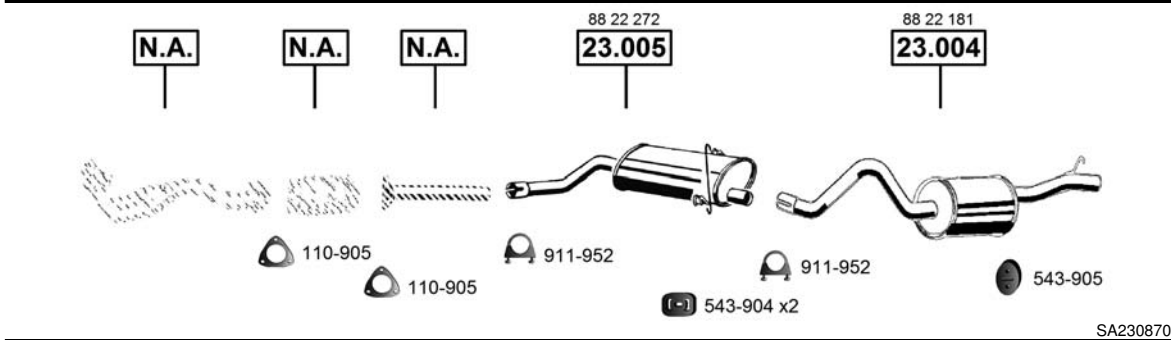
**9-3**  
Hatchback, Coupe  
Cabrio  
**2.0i** - 16 V  
02/98 - 09/02  
(1985 cc), 96 KW

[CAT]



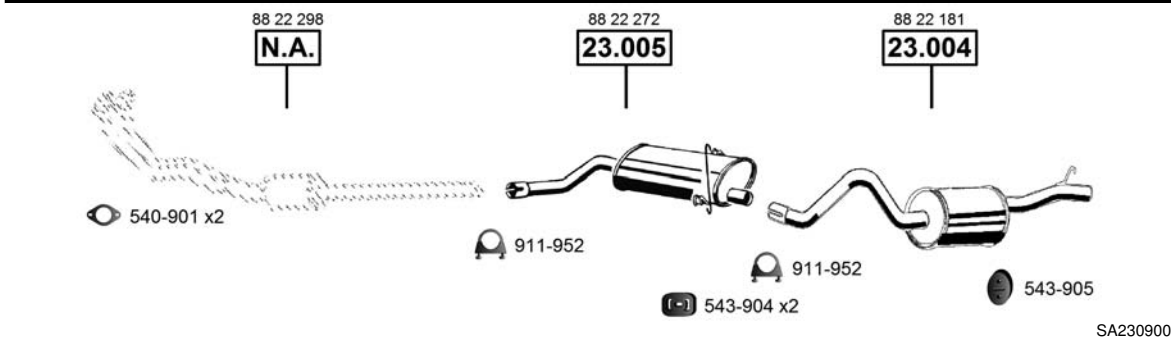
**9-3**  
Hatchback, Coupe  
Cabrio  
**2.3i** - 16V  
02/98 - 09/02  
(2290 cc), 110 KW

[CAT]



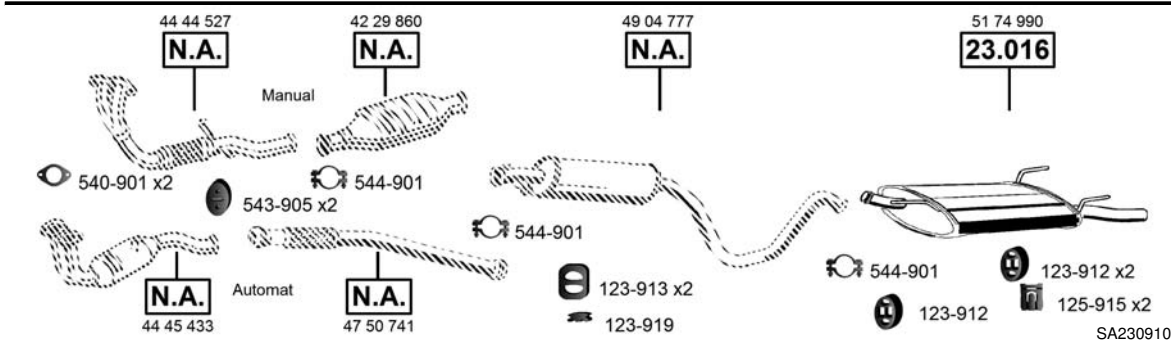
**900**  
Hatchback, Coupe  
Cabrio, Sedan  
**2.0i**  
09/85 - 12/93  
(1985 cc), 81 KW  
(1985 cc), 93 KW

[CAT]



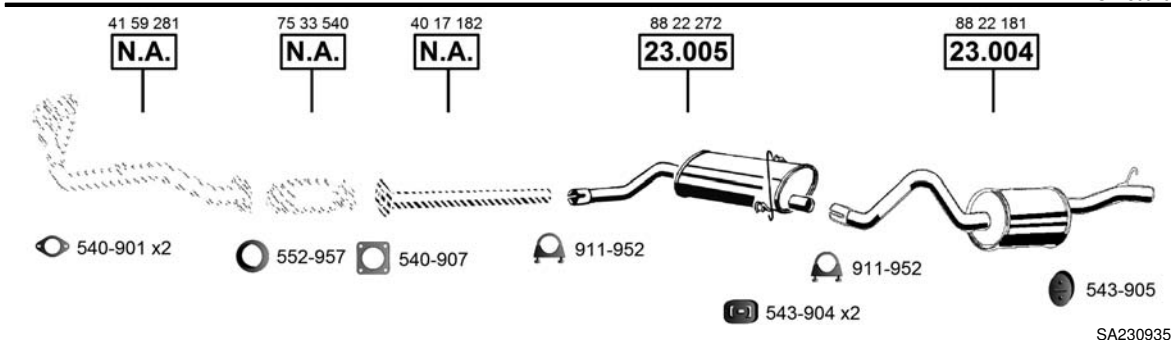
**900**  
Hatchback, Sedan  
Coupe, Cabrio  
**2.0i**  
01/89 - 12/93  
(1985 cc), 93 KW  
(1985 cc), 81 KW

[CAT]



**900**  
Hatchback, Coupe  
Cabrio  
**2.0i** - 16V  
07/93 - 02/98  
(1985 cc), 96 KW  
(1985 cc), 98 KW

[CAT]



**900**  
Hatchback, Sedan  
Cabrio  
**2.1i** - 16V  
08/90 - 12/93  
(2119 cc), 100 KW

[CAT]

**900**  
Hatchback, Coupe  
Cabrio  
**2.3i** - 16V  
07/93 - 02/98  
(2290 cc), 110 KW

CAT

43 93 567 **N.A.**      47 50 741 **N.A.**      49 04 777 **N.A.**      51 74 990 **23.016**

540-901 x2      544-901      544-901      123-913 x2      544-901      123-912 x2  
543-901 x2      123-919      123-912      125-915 x2

SA230940

**9000**  
Hatchback  
**2.0i** - 16V  
01/89 - 12/92  
(1985 cc), 94 KW

93 93 455 **N.A.**      88 22 322 **N.A.**      88 22 249 **23.007**      88 22 231 **23.012**

540-901 x2      543-901 x2      543-901 x2      543-904 x2

SA231200

**9000**  
Hatchback  
**2.0i** - 16V  
01/89 - 01/92  
(1985 cc), 94 KW

CAT

93 93 455 **N.A.**      93 92 457 **N.A.**      88 22 249 **23.007**      88 22 231 **23.012**

540-901 x2      543-901 x2      543-904 x2

SA231205

**9000**  
Hatchback  
**2.0i** - 16V Turbo  
05/88 - 08/93  
(1985 cc), 120 KW

93 89 560 **N.A.**      75 39 927 **N.A.**      88 22 249 **23.007**      41 59 976 **N.A.**

543-901 x2      543-904 x2

SA231210

**9000**  
Hatchback  
**2.0i** - 16V CS  
01/92 - 12/98  
(1985 cc), 94 KW  
(1985 cc), 96 KW

CAT

41 63 911 **N.A.**      93 92 457 **N.A.**      43 91 421 **N.A.**      88 22 231 **23.012**

540-901 x2      543-904 x2      543-901 x2      543-904 x2

47 50 600 **N.A.**      43 93 583 **N.A.**

SA231240









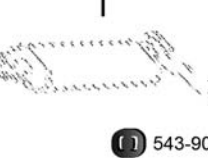


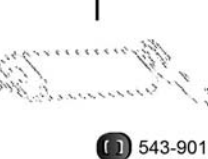






**9000**  
Hatchback  
**2.3i** - 16V CS  
01/90 - 01/92  
(2290 cc), 107 KW

CAT

40 19 535 **N.A.**      93 92 457 **N.A.**      88 22 249 **23.007**      88 22 231 **23.012**

540-901 x2      543-904 x2      543-904 x2

SA231295

<p>41 63 937 <b>N.A.</b></p> <p>93 92 457 <b>N.A.</b></p>  <p>540-901 x2</p> <p>543-901 x2</p>	<p>43 91 421 <b>N.A.</b></p>  <p>543-901 x2</p>	<p>88 22 231 <b>23.012</b></p>  <p>543-904 x2</p>	<p><b>9000</b> Hatchback <b>2.3i</b> - 16V CS 01/92 - 12/98 (2290 cc), 107 KW (2290 cc), 125 KW</p> <p>SA231315</p>
<p>93 93 455 <b>N.A.</b></p> <p>93 92 457 <b>N.A.</b></p>  <p>540-901 x2</p> <p>543-901 x2</p>	<p>88 22 249 <b>23.007</b></p>  <p>543-904 x2</p>	<p>89 79 155 <b>23.006</b> ▲</p>  <p>543-904 x2</p>	<p><b>9000</b> Sedan <b>2.0i</b> - 16V 01/89 - 01/93 (1985 cc), 94 KW</p> <p>SA231355</p>
<p>40 20 798 <b>N.A.</b></p> <p>75 39 927 <b>N.A.</b></p>  <p>540-901 x2</p>	<p>88 22 249 <b>23.007</b></p>  <p>543-904 x2</p>	<p>89 79 163 <b>N.A.</b></p>  <p>543-901 x2</p>	<p><b>9000</b> Sedan <b>2.0i</b> - 16V Turbo 01/90 - 12/91 (1985 cc), 129 KW</p> <p>SA231360</p>
<p>40 20 798 <b>N.A.</b></p> <p>93 92 457 <b>N.A.</b></p>  <p>540-901 x2</p>	<p>88 22 249 <b>23.007</b></p>  <p>543-904 x2</p>	<p>89 79 163 <b>N.A.</b></p>  <p>543-901 x2</p>	<p><b>9000</b> Sedan <b>2.0i</b> - 16V Turbo 01/89 - 08/93 (1985 cc), 120 KW</p> <p>SA231365</p>
<p>41 63 911 <b>N.A.</b></p> <p>93 92 457 <b>N.A.</b></p>  <p>540-901 x2</p> <p>543-904 x2</p>	<p>43 91 421 <b>N.A.</b></p>  <p>543-901 x2</p>	<p>89 79 155 <b>23.006</b> ▲</p>  <p>543-904 x2</p>	<p><b>9000</b> Sedan <b>2.0i</b> - 16V CD 09/93 - 12/98 (1985 cc), 96 KW</p> <p>SA231370</p>
<p>40 19 535 <b>N.A.</b></p> <p>93 92 457 <b>N.A.</b></p>  <p>540-901 x2</p> <p>543-904 x2</p>	<p>88 22 249 <b>23.007</b></p>  <p>543-904 x2</p>	<p>89 79 155 <b>23.006</b> ▲</p>  <p>543-904 x2</p>	<p><b>9000</b> Sedan <b>2.3i</b> - 16V CD 01/90 - 01/92 (2290 cc), 107 KW</p> <p>SA231460</p>

CAT

9000

Sedan

2.3i - 16V CD

01/92 - 12/98

(2290 cc), 107 KW

(2290 cc), 125 KW

41 63 937

N.A.

93 92 457

N.A.

43 91 421

N.A.

89 79 155

23.006 ▲



540-901 x2


543-901 x2


543-901 x2

543-904 x2

SA231470

110-905  900 (/86-10/93)

540-901  900 (/84-/98), 9000 (/89-/97)

540-907  900 (10/87-10/93)


740-902  9-3 (/98-/00)


552-957  900 (/90-/93)

123-912  9-3 (/98-), 900 (/94-/98)

123-913  9-3 (/98-), 900 (/94-/98)

123-919  9-3 (/98-), 900 (/94-/98)

543-901  900 (/94-/98), 9000 (/89-/97)

543-904  900 (/84-10/93), 9000 (/89-/97)

543-905  9-3 (/98-), 900 (/84-/96)

544-901  9-3 (/98-), 900 (/94-/98)

125-915  9-3 (/98-), 900 (/94-/98)

911-952  900 (/84-10/93)

---

<b>23.004</b>	543-905, 911-952
<b>23.005</b>	543-904 2x
<b>23.006</b>	543-904 2x
<b>23.007</b>	543-904 2x
<b>23.012</b>	543-904 2x
<b>23.016</b>	123-912, 123-912 2x, 125-915 2x, 544-901

---